2016

2017-046

2017 04

1

ḍ û ṭ

H

		17A
Exadigm		Exadigm,Inc
		2016 1 1 2016 12 31
		2016 A

	5022 B 9

□ √

□ √

1 ——

2016 112,654.59 15.24%
26% 6.2
2.74 4,627.23 13,506.06 55% 14,430.80
67%

1

	25% 20% 100% 100%

2

□ √

1

+

1

“ ” “ ”

2

1

1 ——

5 ——

9 —— LED

10 ——

	2016		2015		
	1,126,545,907.37	100%	977,566,389.51	100%	15.24%
	979,163,843.21	86.91%	905,132,855.08	92.59%	8.18%
	100,324,342.54	8.91%	72,433,534.43	7.41%	38.51%
	30,729,837.68	2.73%	0.00	0.00%	100.00%
	16,327,883.94	1.45%	0.00	0.00%	100.00%
	941,266,455.50	83.55%	891,797,860.33	91.23%	5.55%
	100,324,342.54	8.91%	72,176,626.92	7.38%	39.00%
	30,729,837.68	2.73%	0.00	0.00%	100.00%
POS	9,593,145.05	0.85%	6,264,773.82	0.64%	53.13%
	983,447.53	0.09%	2,203,217.81	0.23%	-55.36%
	28,304,242.66	2.51%	1,575,096.95	0.16%	1,696.98%
	15,344,436.41	1.36%	3,548,813.68	0.36%	332.38%

	999,886,549.78	88.76%	921,864,278.18	94.30%	8.46%
	126,659,357.59	11.24%	55,702,111.33	5.70%	127.39%

2 10%

√ □

3

√ □

			2016	2015	
			3,567,651	1,724,249	106.91%
			3,555,310	1,833,928	93.86%
			224,136	236,477	-5.22%
			337,141	161,502	108.75%
			360,877	177,669	103.12%
			44,564	30,750	44.92%

30%

√ □

1 30% POS K100

2 30% 2015 7

3. 30%

4

□ √

5

	2016	2015	

7

√ □

3,072.98

2015

2015 10,032.43

39.00%

8

	590,367,361.32
	52.41%
	0.00%

5

1		195,836,585.13	17.38%
2		157,211,163.04	13.96%
3		89,447,649.57	7.94%
4		76,108,181.52	6.76%
5		71,763,782.06	6.37%
	--	590,367,361.32	52.41%

□ √

	157,690,549.97
	36.47%

	0.00%

5

1		46,624,894.31	10.07%
2		39,404,449.49	8.51%
3		26,405,263.13	5.70%
4		24,026,154.48	5.19%
5		21,229,788.56	4.58%
	--	157,690,549.97	34.05%

□ √

3

	2016	2015		
	125,210,095.85	108,175,920.53	15.75%	
	266,694,943.29	211,711,652.53	25.97%	
	35,396,458.11	4,917,917.28	619.74%	

4

√ □

POS

1.49

13.22%

	2016	2015	2014
	357	523	318
	23.59%	31.26%	23.87%
	148,932,441.36	131,493,087.64	104,188,634.52
	13.22%	13.45%	15.36%
	0.00	0.00	0.00
	0.00%	0.00%	0.00%

√ □

	46,272,338.41	34.26%		
	-121,378.09	-0.09%		
	36,904,268.73	27.32%		
	76,959,573.09	56.98%		
	927,071.46	0.69%		

1

	2016		2015			
	576,199,962.02	20.60%	428,153,435.05	23.49%	-2.89%	
	276,804,932.95	9.90%	358,297,454.84	19.66%	-9.76%	
	160,305,351.77	5.73%	198,185,930.74	10.87%	-5.14%	
	525,931,836.09	18.81%	75,710,833.32	4.15%	14.66%	
	402,718,815.18	14.40%	43,552,693.97	2.39%	12.01%	
			296,925,757.82	16.29%	-16.29%	

	17,179,084.73	0.61%	51,558,464.00	2.83%	-2.22%	
	70,000,000.00	2.50%	1,038,783.85	0.06%	2.44%	

2

□ √

3

4

2015

( )

2015 12

29 2016 1 15 2016

2015 12 30

2015-145

1

√ □

1,000,000,000.00	332,039,110.00	201.17%

2

√ □

			500,000,000.00	25.00%		( )		28,891,264.70	17,764,517.05				

													2016-01 6
			500,000 ,000.00	100.00 %					8,759,9 07.16	12,001,9 35.69		2016 08 15	2016-06 2
	--	--	1,000,0 00,000. 00	--	--	--	--	--	37,651, 171.86	29,766,4 52.74	--	--	--

3

□ √

4

□ √

5

√ □

1

√ □

2010		64,633.49	3,465.17	64,874.33	0	0	0.00%	0		0
2016		40,000	40,000	40,000	0	0	0.00%	0		0
	--	104,633.49	43,465.17	104,874.33	0	0	0.00%	0	--	0
1.2010 10 8 [2010]1292 A 1,600 1 43.33 2010 10 13 69,328.00 46,945,065.67 646,334,934.33 236,170,000.00 , “ ” 410,164,934.33 2016 12 31 64,874.33 2.2016 4 15 2016 335 4 2016 4 20 40,000 39,640 2016 12 31 0.5										

2

√ □

	( )		(1)		(2)	(3) (2)/(1)				
1.		2,690	2,690		1,967.88	73.16%	2012 12 10			

2. 20%		2,000	2,000		2,000	100.00%	2013 01 11	13.87		
	--	16,400	16,400		16,400	100.00%	--	--	--	--

	2015 1 26 “ ” 3,123.16 3 2016 6 27 2012 12 20% 80% “ ” 20% 20% 4% 2,860 2016 9 1 2016 12 28 “ 2,360 ”
	1 2011 2011 3 21 2011 4 1 1 2012 8 27 2012 “ ” 1 2 2011 8 5 “ ” ( ) 1.35 3

20%

4% 2,860 2016 9 1

2016 6 27

2,360

2,360

2016

2016 12

31

6 2014 1 3

Ɨ€ 6 ῆ

	2010 12 31 1,293 [2010]2404 2011 3 3 1,293 , 2011 4 21
	1 “ ” 829.6 2 " " 5,621 2013 12 31 2010 6 2010 2 “2 ” “ ” 2 2015 1 26 2015 1 26 “ ” 3,123.16

3

√ □

		(1)		(2)	(3)=(2)/(1)				
1.		15,306	566	16,001.82	104.55%	2016 06 30	1,321.71		

	100%	2016 07 26	5,334.5	-72.06		22.84%						2016 06 27	100% 2016-0 78
	20%	2016 09 01	2,860	316.41		-2.10%						2016 12 28 2016 06 27 “	2016-0 76 2016-0 91

												”		2016-1 32
												“ ”		

2

√ □

	100%	2016 07 26	5,334.5	-72.06		22.84%						2016 06 27	100% 2016-07

													8
	24%	2016 09 01	2,860	316.41		-2.10%					2016 12 28 “ ” “ ”	2016 06 27	2016-076 2016-091 2016-132

√ □

10%

			18,666,667	681,749,348.01	625,904,983.33	201,637,737.08	113,529,433.00	83,777,720.90

√ □

	100%	3,296.03
	20%	-302.54
	100%	1,200.20
	25%	1,776.45

□ √

1.

1

“

”

3

$ º

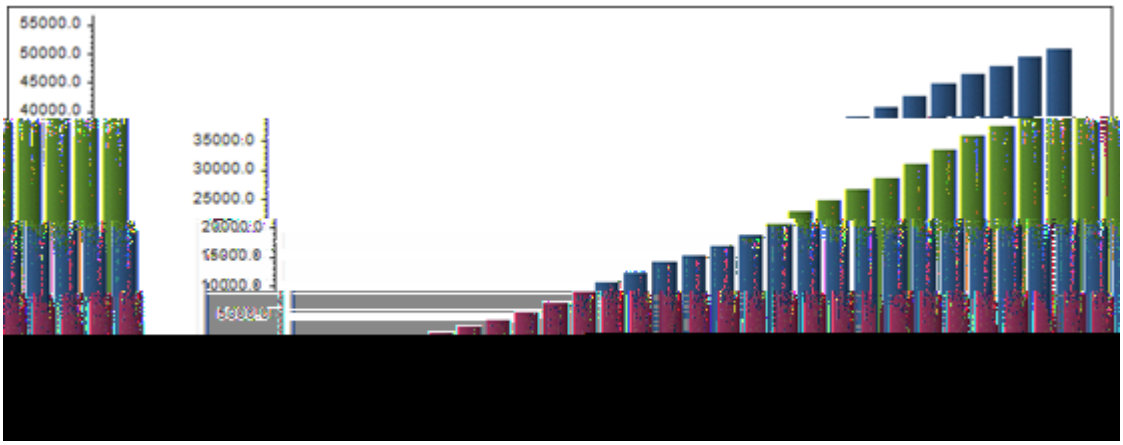
55000.0
50000.0
45000.0
40000.0
35000.0
30000.0
25000.0
15000.0
10000.0

g

Ę E

Ж

2

1

2

3

1

2

3 IT

4

1

2

3

4

5

5

1

G Ż

2

3

4

5

6

7

8

9 100%

1

√ □

2016 03 08			2016 3 8
2016 05 05			2016 5 5

√ □

√ □ □

10	0
10	0.60
10	0
	235,481,280
	14,128,876.80
	162,527,002.30
	100.00%
	20

3

1.2014 5 5 2013 2013 114,300,000
10 1.00 1,143 2013

2.2015 4 30 2014 2014 114,300,000
10 0.5 2014 12 31 114,300,000
10 10 114,300,000 228,600,000
3.2016 5 11 2015 2016 231,021,360
10 0.5 2015

2016	14,128,876.80	139,021,692.71	10.16%	0.00	0.00%
2015	11,551,068.00	85,495,853.97	13.51%	0.00	0.00%
2014	5,715,000.00	79,581,385.94	7.18%	0.00	0.00%

□ √

1

√ □

	; ;		5%	2010 09 30	2010 9 30 9999 12 31	

			1 2 3			
	; ;			2010 09 30	2010 9 30 9999 12 31	

			“ ( ) ”			
	; ;		5% “ ” ”	2010 09 30	2010 9 30 9999 12 31	
	; ;		“	2010 09 30	2010 9 30 9999 12 31	

			”			

			2,960			
	; ; ; ; ; ; ; ; ; ; ; ; ;			2015 07 10	2015 7 10 2016 7 10	

2

√ □

100%	2015 01 01	2017 12 31	2,340	2,230.24		2015 05 14	100% 2015-060
25%	2016 01 01	2018 12 31	12,500	8,377.77		2016 03 07	

							2016-016
100%	2016 01 01	2018 12 31	4,000	4,440		2016 05 10	2016-062

√ □

1

2015 5 13 2015 5 29 2015

100% 2.52 100%

“

2015 1,800 2016 2,340 2017 3,042 ”

2016 2,230.24

5.3 5.3.2“

—

÷ × — ” 2015

0

2

2016 3 7 2016 3 23 2016

50,000

466.6667 25%

6.1 “ 2016 2017 2018

12,500 16,500 21,000 ”

2016 8,377.77

6.1 “

50,000 ”

3

2016 5 9 2016 5 25 2016

100% 2016

50,000 100%

“ 2016 4,000 2017 5,000

2018 6,000 ” 2016 4,440

□ √

□ √

□ √

□ √

√ □

√ □

2014 2015

2014

1. 2014 2 20 <
2014 >

2. 2014 4 9
< 2014
>

3. 2014 4 29 2014 < 2014
> < >
< >

4. 2014 5 9

5.2014 5 12

6.2014 5 12

7.2014 7 3

8. 2015 1 26

1-3

9.2015 2 2

10. 2015 3 27

1-3 2014

11.2015 4 2

15.32 15.22

12.2015 5 13

146

1,215,480

13.2015 5 14

14.2015 6 19

6,053,400 2014 6,053,400 12,106,800

12,106,800 400,000

15.22 7.585

15.2015 7 8

16.2015 8

17.2015 12 29

.

9,618,240

145 141

18.2015 12 30 www.cninfo.com.cn
9,618,240
19.2016 4 18
2016 4 20
141 4,809,120 7.585
20.2016 5 30 2014
2014 7.585
7.535
21.2016 6 14 2014
2014 141 2016 5 9 2017 5 9
4,809,120
22.2016 12 28 2014

2014 2014
2014 131,200
2014 4,677,920 2014
2016-128
2014

	2014/2/21	2014-016
	2014/2/21	2014-017
2014	2014/2/21	
2014	2014/2/21	
	2014/2/21	
2014	2014/2/21	
	2014/2/21	
	2014/2/21	
	2014/2/21	
	2014/2/21	
	2014/2/21	
	2014/2/21	
	2014/4/8	2014-035
	2014/4/10	2014-037
	2014/4/10	2014-038
2014	2014/4/10	
2014	2014/4/10	
	2014/4/10	
2014	2014/4/10	
	2014/4/10	
	2014/4/10	

	2014/4/10	
	2014/5/12	2014-069
	2014/5/12	2014-072
	2014/5/12	
	2014/5/12	2014-071
	2014/5/12	
	2014/5/12	2014-070
	2014/5/12	
	2014/7/3	2014-085
	2015/1/27	

2015-010

2014	2016/5/30	2016-068
2014	2016/5/30	
2014	2016/6/14	2016-073
2014	2016/12/28	2016-128
2014	2016/12/28	
	2017/1/5	2017-001

2015

1.2015 12 1 <

2015 > <

2015 > < 2015

> 2015

2.2015 12 17 2015 < 2015

> < 2015

> < 2015 >

2015

3.2016 1 5

4.2016 1 22 www.cninfo.com.cn 2015

5.2016 5 30 2015

2015 2016 5 20

2015 2015

31.78 31.73 2015

2016-069

6.2016 12 28 2015

2015 2015 2015

2 100,000

6,180,000 2015 2016-129

2015

	2015/12/1	2015-135
	2015/12/1	2015-141
2015	2015/12/1	2015-134

	2015/12/1	2015-140
2015	2015/12/1	
2015	2015/12/1	
	2015/12/1	
2015	2015/12/1	
2015	2015/12/1	
	2015/12/1	
2015	2015/12/1	
	2015/12/1	
2015	2015/12/17	2015-142
2015	2015/12/17	
	2015/12/17	
	2016/1/6	2016-001
	2016/1/6	2016-002
	2016/1/6	2016-003
	2016/1/6	
2015	2016/1/22	2016-008
2015	2016/5/30	2016-069
	2016/5/30	
2015	2016/12/28	2016-129
2015	2016/12/28	
	2017/1/5	2017-001

1

□ √

2

□ √

3

□ √

4

□ √

5

□ √

1

1

□ √

2

□ √

3

□ √

2

√ □

1

	2016 04 20	40,000	2016 06 08	5,000		2016 6 8 2019 4 25		
	2016 03 07	6,000	2016 03 24	6,000		2016 3 24 2017 3 24		
	2016 04 20	4,000		0				
	2016 04 20	5,000		0				
	2016 04 20	5,000		0				
	2016 03 07	40,000	2016 04 05	5,000		2016 4 5 2017 4 5		
	2016 03 07	40,000	2016 03 24					

A1+B1+C1	60,000	A2+B2+C2	46,000
A3+B3+C3	0	A4+B4+C4	46,000
A4+B4+C4			31.61%
D			0
70% E			0
50% F			0
D+E+F			0

2

□ √

3

1

□ √

2

□ √

4

□ √

1

2

ضض

Ï

5).

6). POS POS

□ √

1

	81,857,295	35.43%	222,000	0	0	53,626	275,626	82,132,921	34.87%
1	0	0.00%	0	0	0	0	0	0	0.00%
2	0	0.00%	0	0	0	0	0	0	0.00%
3	81,857,295	35.43%	222,000	0	0	53,626	275,626	82,132,921	34.87%

□ √

□ √

√ □

□ √

2

√ □

3

□ √

1

	17,755		19,992	9	0	9	0
			5%	10			
						3A19.68 re f* 1A29.08	

10 4	

10			
	19,160,000		19,160,000
	11,400,000		11,400,000
	9,260,000		9,260,000

□ √

3

10		

□ √

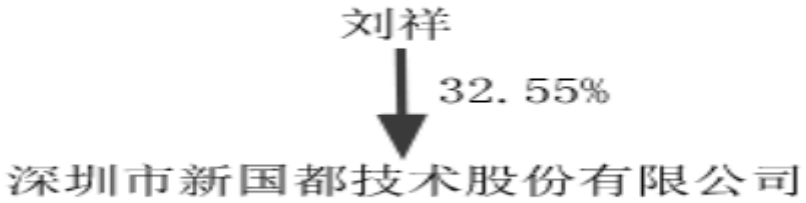

□ √

4 10%

□ √

5

□ √

□ √

				50
				46
				54
				48
				50
				44

2017 05 05	76,640,000	0	0	0	76,640,000
2017 05 05	25,405,760	0	0	0	25,405,760
2017 05 05	1,150,000	0	287,500	-287,500	862,500
2017 05 05	1,150,000	0	270,000	-270,000	880,000
2017 05 05	63,000	120,000	0	120,000	183,000

					04 23	05 05					
				41	2011 04 21	2017 05 05	2,000	0	0	0	2,000
				48	2008 04 23	2017 05 05	1,142,300	0	270,000	-270,000	872,300
				35	2014 10 22	2017 05 05	56,100	80,000	0	80,000	136,100
				39	2016 04 25	2017 05 05	61,500	96,000	0	96,000	157,500
				49	2016 04 25	2017 05 05	0	10,001	0	10,001	10,001
	--	--	--	--	--	--	109,204,560	306,001	827,500	-521,499	108,683,061

□ √

1

50 2001

46 MBA

54

48

44

2007

63

45

43 2007
2017 3
2
59
41
, 41
3

50
48
35 2007

39

49

□ √

√ □

			2007 08 08	2017 05 05	
			2014 05 05	2017 05 05	
			2000 08 01	2017 05 05	
			2007 11 01	2017 03 28	

□ √

	2016 515.06

			50		20.06	
			46		50.02	
			54		58.02	
			48		54.26	
			50		27.82	
			44		13.68	
			45		13.68	
			63		13.68	
			43		13.68	
			59		[redacted]34.57	
			41		18.05	
			41		25.42	
			48		41.84	
			35		44.19	
			39		38.09	
			49		48	
	--	--	--	--	515.06	--

√ □

	1,513

2

2014 4 1 A0 2015 2 25
“ ” 2016 3 8 A1

3

2016 254 242 / 12 4752 2015
47.62% 93% 2015 1.6%

4

□ √

1

2

3 8 3

8 π

□ √

1

2016		58.29%	2016 01 15	2016 01 15	2016 2016-007
2016		58.32%	2016 03 23	2016 03 23	2016 2016-022
2015		51.30%	2016 05 11	2016 05 11	2015 2016-064

1

	15	10	5	0	0	
	15	15	0	0	0	
	15	10	5	0	0	
						6

2

□ √

3

√ □

100%

2016

1

2016 2 18 2015

2015 2015 2015

2015 2016 2016

2016 4 12 2016

2016 7 14 2016

2016

2016 10 13 2016

2016

2

2016 2 18 2015

2016 4 6 2014

2016 12 15 2014

2015

3

2016 4 14

4

□ √

1

‘

1

□ √

2

	2017 04 18	
	2016	
	100.00%	
	100.00%	
	:	
	≥0.25% ≥0.5% 0.25%> ≥0.05% 0.5%> ≥0.1% 0.5% 0.1%	≥500 500 > ≥100 100
	0	
	0	
	0	
	0	

2016	16	112379	2016 04 15	2019 04 15	40,000	5.60%	

			42 101				021-68800201
					7008		

	4.0 2016 4 30
	0
	2016 4 18 2016 4 2016 4 20 2016 4 30

2015 12 11 2015 Z 441 AA-
2016 AA+

2016 6 17 2016 4 15 2016
AA+ AA-
2

2016 2

http://www.szse.cn http://www.pyrating.cn http://www.cninfo.com.cn

“ ”

2012 2012111099

2016
12 31

1. 4 15 1
2019 4 15 1
2.

2016 12 31 57,620.00
27,680.49

1.

2.

3. 3

4.

5.

6. 2015 12 1 2015 12
17
1) 2) 3)
4)

1
3.8
2

3

4

5

6

2017 6 30 2016

2

	2016	2015	
	20,503.29	11,120.96	84.37%
	-57,768.78	-40,471.84	-42.74%
	47,121.51	3,235.14	1,356.55%
	53,863.39	38,882.32	38.53%
	133.00%	208.64%	-75.64%
	47.21%	30.52%	16.69%
	113.55%	171.65%	-58.10%
EBITDA	15.53%	20.00%	-4.47%
	4.52	11.76	-61.56%
	13.32	33.95	-60.77%
EBITDA	5.34	13.71	-61.05%
	100.00%	100.00%	0.00%
	100.00%	100.00%	0.00%

30%

√ □

1 84.37%

2 42.74%

3 1356.55%

4 38.53%

5 75.64%

6 58.10%

7 61.56%

8 60.77%

9 EBITDA 61.05%

	2017 04 17
	[2017]003598

[2017]003598

(" ") 2016 12 31

2016

1

2

,

2016 12

31 2016

( )

.

	525,931,836.09	75,710,833.32
	402,718,815.18	43,552,693.97
		296,925,757.82
	68,893,899.69	73,509,139.37
	609,206,176.32	176,047,177.83
	8,256,061.95	7,370,285.31
	34,108,402.04	15,416,982.90
	824,850.00	15,705,208.00
	1,700,180,041.27	704,478,078.52
	2,796,758,012.45	1,822,478,469.09
	17,179,084.73	51,558,464.00
	106,689,862.32	113,584,542.16
	134,052,156.18	242,639,477.56
	24,525,312.58	49,101,803.37
	34,508,849.66	31,237,316.25
	19,167,347.26	16,020,759.10
	16,177,777.81	

	452,219,715.36	31,714,321.93
	20,000,000.00	
	824,520,105.90	535,856,684.37
	70,000,000.00	1,038,783.85
	397,154,334.33	
	21,780,287.15	13,155,833.33
	6,982,456.05	6,238,129.72
	495,917,077.53	20,432,746.90
	1,320,437,183.43	556,289,431.27
	235,434,080.00	231,021,360.00
	667,676,162.93	606,706,549.26
	-119,750.39	-87,737.42
	25,650,332.28	24,685,764.62

	2,053,309.88	2,047,062.08
	3,149,397.17	3,941,558.33
		12,085,746.26
	824,850.00	15,705,208.00
	2,450,256,886.65	1,020,067,058.27
	2,794,951,426.77	1,941,622,311.41
		50,000,000.00
		112,151,669.05
	224,132,402.38	483,702,316.92
	9,751,509.25	48,180,071.41
	8,740,671.18	17,425,783.00
	1,629,481.88	7,610,261.76
	16,177,777.81	
	936,644,682.84	189,960,747.36
	20,000,000.00	
	1,217,076,525.34	909,030,849.50
	70,000,000.00	
	397,154,334.33	

	20,455,287.15	11,155,833.33
	487,609,621.48	11,155,833.33
	1,704,686,146.82	920,186,682.83
	235,434,080.00	231,021,360.00
	666,371,268.52	600,331,542.63
	282,596.85	
	25,650,332.28	24,685,764.62
	162,527,002.30	165,396,961.33
	1,090,265,279.95	1,021,435,628.58
	2,794,951,426.77	1,941,622,311.41

3

	1,126,545,907.37	977,566,389.51
	1,126,545,907.37	977,566,389.51
	1,113,668,738.40	952,127,861.80
	636,671,852.53	608,664,489.99

	12,791,119.89	8,781,532.90
	125,210,095.85	108,175,920.53
	266,694,943.29	211,711,652.53
	35,396,458.11	4,917,917.28
	36,904,268.73	9,876,348.57
“ ”	-121,378.09	121,378.09
“ ”	46,272,338.41	4,098,865.53
	15,762,405.16	1,186,040.87
“-”		
“ ”	59,028,129.29	29,658,771.33
	76,959,573.09	58,348,072.41
		27,187.92
	927,071.46	731,328.22
	428,177.09	5,756.16
“ ”	135,060,630.92	87,275,515.52
	-9,247,344.22	868,246.20
“ ”	144,307,975.14	86,407,269.32

2.		
	-32,012.97	-87,737.42
1.	282,596.85	
2.		
3.		
4.		
5.	-314,609.82	-87,737.42
6.		
	144,275,962.17	86,319,531.90
	138,989,679.74	85,408,116.55
	5,286,282.43	911,415.35
	0.60	0.37
	0.60	0.37
	0.00	0.00

4

	408,914,116.67	901,382,944.77
	297,482,928.99	714,757,768.83
	1,777,624.25	4,980,236.73
	18,701,299.97	75,419,743.38
	77,287,776.87	108,886,591.11

	33,190,022.86	6,775,465.07
	39,544,225.10	8,425,889.57
	-24,547.95	24,547.95
“ ”	53,116,906.78	60,452,327.90
	15,762,405.16	1,184,232.02
“ ”	-5,977,402.54	42,614,125.93
	23,083,386.88	26,660,661.72
	320,915.01	669,257.02
	18,114.27	
“ ”	16,785,069.33	68,605,530.63
	7,139,392.70	-3,847,359.97
“ ”	9,645,676.63	72,452,890.60
	282,596.85	
	282,596.85	
	282,596.85	

6.		
	9,928,273.48	72,452,890.60

5

	1,417,276,532.69	1,135,307,246.85
	61,988,659.29	50,546,421.35
	17,766,851.45	16,955,559.95
	1,497,032,043.43	1,202,809,228.15
	802,666,768.59	560,046,610.64
	220,330,174.63	166,662,712.71

	111,587,328.04	88,306,593.14
	106,135,854.18	123,392,464.29
	1,240,720,125.44	938,408,380.78
	256,311,917.99	264,400,847.37
	43,999,865.42	
	111,875,089.05	394,662,824.66
	155,874,954.47	394,662,824.66
	35,268,748.23	75,213,608.24
	550,000,000.00	50,000,000.00

	37,478,342.65	27,117,241.78
	407,913,966.85	40,981,111.05
	471,215,098.38	32,351,434.28
	-28,438.24	45,998.51
	149,810,736.05	-107,920,145.58
	388,823,193.17	496,743,338.75
	538,633,929.22	388,823,193.17

6

	635,716,135.42	1,052,879,263.56
	10,941,014.56	23,311,317.76
	857,073,541.68	83,627,097.83
	1,503,730,691.66	1,159,817,679.15
	530,258,986.24	681,312,054.09
	85,828,620.28	99,304,044.25
	17,502,717.10	46,459,663.61

	690,000,000.00	120,000,000.00
	125,200,000.00	256,839,110.00
	14,500,000.00	189,000,000.00
	834,433,417.93	577,697,171.00
	-771,053,481.98	-323,679,075.12
	33,249,845.20	18,366,015.60
	776,000,000.00	50,000,000.00
	40,934,854.97	1,410,900.12
	850,184,700.17	69,776,915.72
	336,000,000.00	
	28,822,499.50	13,766,994.75
	6,000,000.00	26,449,063.31
	370,822,499.50	40,0W n 0.48 (

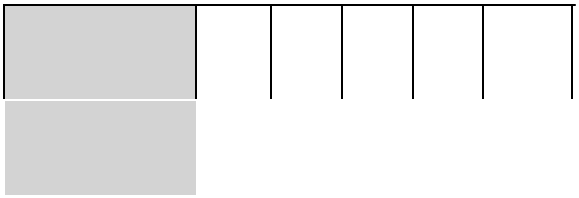

2													
3													
4													
1													
2													
	235,434,080.00												

	360.00				455.60								815.60
1													
2													
3	2,421,360.00				49,861,455.60								52,282,815.60
4													
									7,245,289.06		-12,960,289.06		-5,715,000.00
1									7,245,289.06		-7,245,289.06		
2													
3											-5,715,000.00		

8

	231,021,360.00				600,331,542.63				24,685,764.62	165,396,961.33	1,021,435,628.58
	231,021,360.00				600,331,542.63				24,685,764.62	165,396,961.33	1,021,435,628.58
“ ”	4,412,720.00				66,039,725.89		282,596.85		964,567.66	-2,869,959.03	68,829,651.37

1											
2											
3											
4											
1											
2											

2											
3	2,421,360.00				46,419,786.77						48,841,146.77
4											
									7,245,289.06	-12,960,289.06	-5,715,000.00
1									7,245,289.06	-7,245,289.06	
2										-5,715,000.00	-5,715,000.00
3											
	114,300,000.00				-114,300,000.00						
1	114,300,000.00				-114,300,000.00						
2											
3											
4											
1											
2											
	231,021,360.00				600,331,542.63				24,685,764.62	165,396,961.33	1,021,435,628.58

( )

(“ ” “ ”) 2001 7 31

300.00

120.00 40.00% 90.00 30.00%

90.00 30.00% [2001] 347

4403012070860

à Î# ¼Ct \+a$! c 2 K à ÅCtLö 9L€ œ (Ã Ð G ÜOÆ K *Aî 9L€ œ (Ã Ð$! c 2K¯#Ö K J ÅCt 1 J5(Tc -/0 Tc 0 Tw 58]07 > /C221D394C

1.

2.

1

——

“ ”

15 —— 2014

2

1

2

3

4

5

1.

1)
2)
3)
4)

2.

3.

4.

6

1.

2.

X 0PDú8 Õ,3&éC§ -3„ J Ó“cQ×65 s,ú Ãƒð• ˜òÏ « £Á-dJ8Å 3 •œðcQß!wœ (È c @T Ö ‡yÀ¢€ =`†` Ï 5 ÕÊ8 ¤6š yt ü´Ê(*8 ÓËD f l yÀ

B.

C.

D.

ð Þ

8

9

1.

2.

10

1.

2.

(1)

1

2

3

1

2

3

4

(2)

(3)

1 ( )

2

3

(4)

(5)

3.

1

2

1

2

4.

5.

6.

(1)

(2)

(3)

(4)

(5)

(6)

(7)

(8)

1

2

7.

1
2

11

1

	100

2

√ □

1 1	5.00%	5.00%
1 2	20.00%	20.00%

4

5

1

2

3

13

14

1.

1

2

2.

1

2

3.

1

2

3

4

G 4

2

3

4

5.

15

16

1

2

		40	5%	2.375%
		5	5%	19.00%
		5	5%	19.00%
POS		5	5%	19.00%
		5	5%	19.00%

3

17

18

1.

1

2

3

2.

3.

4.

19

20

21

1

1

2

1

	50	

	5	

2

2

1

2

1
2
3

4
5

22

23

1

2

	5
	3-5
	10
	5
	5

24

1

2

3

4

25

1.

2.

26

1.

2.

3.

4.

27

28

1.

2.

1
2

3.

1
2
3
4

1

2

29

1

1.

1

2.

2

1.

1

2.

30 **/**

( )

1.

1 2

2.

1

2

3

31

1

1

2

2

1

2

32

33

1

□ √

2

□ √

34

1

		17% 6%
	-	-
		5% 7%
		15% 25%
		3%
		2%
	70%	1.2% 12%

	15%
	15%
	--
	15%
	25%
	15%
ExaDigm,Inc	--
	25%
	15%

2

(1)

2011 1 1 [2011]100

17% 3%

(2)

2011 10 31 GF201144200147 2014 9 30

GF201444201725 2016 15%

GR201444201682

[2015]890 2016 15%

2014 9 29 GR201433000480 2016
15%
R-2015-E0088 2008 001 2012
27 2013 43
2016
2015 10 28
, GF201543000485 2016 15%

2016 15%

3

1

	9,702.47	21,673.28
	538,624,226.75	388,801,519.89
	37,566,032.80	39,330,241.88
	576,199,962.02	428,153,435.05

2

		121,378.09
		121,378.09
		121,378.09

3

□ √

4

1

	9,739,046.00	56,279,381.02
	4,000,000.00	500,000.00
	13,739,046.00	56,779,381.02

2

3

	23,023,418.00	
	23,023,418.00	

4

5

1

	306,253,853.59	100.00%	29,448,920.64	9.62%	276,804,932.95	387,864,836.89	100.00%	29,567,382.05	7.62%	358,297,454.84
	306,253,853.59	100.00%	29,448,920.64	9.62%	276,804,932.95	387,864,836.89	100.00%	29,567,382.05	7.62%	358,297,454.84

□ √

√ □

1			
1	261,486,390.11	13,074,319.50	5.00%
1 2	31,739,937.36	6,347,987.40	20.00%
2 3	6,001,824.92	3,000,912.46	50.00%
3	7,025,701.20	7,025,701.20	100.00%
	306,253,853.59	29,448,920.64	9.62%

□ √

2

301,864.09 0.00

3

	345,480.00
	30,972.00

	27,030.13
	11,924.97
	11,600.00
	7,050.00
	4,240.00
	900.00
	2,500.00
	177.00

4

		35,240,345.60	1	11.51%
		25,001,164.95	1	8.16%
		24,912,548.75	1	8.13%
		8,855,785.83	1	2.89%
		11,989,578.26	1-2	3.91%
		208,114.30	2-3	0.07%
		19,618,150.00	1	6.41%
		125,825,687.69		41.08%

5

6

6

1

1	7,323,784.72	96.35%	4,058,759.39	90.87%
1 2	202,285.50	2.66%	332,677.65	7.45%
3	75,000.00	0.99%	75,000.00	1.68%
	7,601,070.22	--	4,466,437.04	--

1

2

		1,010,083.08	1	
NextBiometricsAS		1,007,532.62	1	
		800,000.00	1	
		575,996.97	1	
		556,939.60	1	
		3,950,552.27		

7

1

	433,364.32	65,670.45
	433,364.32	65,670.45

2

8

1

( )		

2 1

( )				

9

1

	46,719,191.15	98.94%	5,340,002.67	11.43%	41,379,188.48	8,566,108.46	94.48%	3,314,251.28	38.69%	5,251,857.18
	500,000.00	1.06%	500,000.00	100.00%		500,000.00	5.52%	500,000.00	100.00%	
	47,219,191.15	100.00%	5,840,002.67	12.37%	41,379,188.48	9,066,108.46	100.00%	3,814,251.28	42.07%	5,251,857.18

□ √

√ □

1			
1	41,032,795.25	2,049,565.64	5.00%
1 2	2,485,604.74	497,120.94	20.00%
2 3	814,950.14	407,475.07	50.00%
3	2,385,841.02	2,385,841.02	100.00%

	500,000.00	500,000.00	100%	
	500,000.00	500,000.00	100%	

□ √

□ √

2

2,025,751.39 0.00

3

4

	28,600,000.00	0.00
	2,988,632.91	1,910,529.40
	14,554,986.81	5,998,327.84
	574,663.48	639,920.22
	500,907.95	517,331.00
	47,219,191.15	9,066,108.46

5

		28,600,000.00	1	60.57%	1,430,000.00
		7,500,000.00	1	15.88%	375,000.00
		1,464,000.00	1-2	3.10%	292,800.00
		1,159,920.00	3	2.46%	1,159,920.00
		500,000.00	2-3	1.06%	500,000.00
	--	39,223,920.00	--		3,757,720.00

6

7

8

10

1

	30,976,151.35	833,800.93	30,142,350.42	27,079,296.25	922,031.67	26,157,264.58
	3,706,404.06		3,706,404.06	5,213,657.72		5,213,657.72
	20,107,907.05	1,980,345.24	18,127,561.81	16,503,255.09	2,663,330.27	13,839,924.82
	11,123,220.41		11,123,220.41	27,206,162.34		27,206,162.34
	62,617,444.09	3,646,662.52	58,970,781.57	71,998,270.40	5,199,498.40	66,798,772.00
	38,851,258.63	616,225.13	38,235,033.50	58,970,149.28		58,970,149.28

	167,382,385.59	7,077,033.82	160,305,351.77	206,970,791.08	8,784,860.34	198,185,930.74

4 —

1 ——

5 ——

2

	922,031.67	43,351.05		131,581.79		833,800.93
	2,663,330.27	20,526.33		703,511.36		1,980,345.24
	5,199,498.40	660,079.81		2,212,915.69		3,646,662.52
		616,225.13				616,225.13
	8,784,860.34	1,340,182.32		3,048,008.84		7,077,033.82

3

4

11

12

13

	871,087.20	871,991.00
	19,098,353.98	9,670,285.73
	145,614.24	

2

3

17

	28,461,291.15		31,625,434.33	3,164,143.18							
	47,249,542.17			-5,166,255.07				34,198,564.91		7,884,722.19	34,198,564.91
		500,000,000.00		17,764,517.05	282,596.85					518,047,113.90	
	75,710,833.32	500,000,000.00	31,625,434.33	15,762,405.16	282,596.85			34,198,564.91		525,931,836.09	34,198,564.91
	75,710,833.32	500,000,000.00	31,625,434.33	15,762,405.16	282,596.85			34,198,564.91		525,931,836.09	34,198,564.91

18

1

□ √

2

□ √

3

19

1

				POS		
1.	2,976,066.85	2,165,048.57	7,098,728.12	36,324,043.09	25,001,057.58	73,564,944.21
2.	385,828,469.75	482,478.61	247,758.16	12,564,533.82	6,727,738.87	405,850,979.21
1	15,207,188.00	482,478.61	19,704.24		4,627,800.26	20,337,171.11
2	370,621,281.75					370,621,281.75
3			228,053.92		2,099,938.61	2,327,992.53
4				12,564,533.82		12,564,533.82
3.			621,000.00	42,529,389.10	3,010,530.31	46,160,919.41
1			621,000.00	4,381,422.79	2,983,002.31	7,985,425.10
2					27,528.00	27,528.00
3				38,147,966.31		38,147,966.31
4.	388,804,536.60	2,647,527.18	6,725,486.28	6,359,187.81	28,718,266.14	433,255,004.01
1.	286,304.28	1,529,011.49	5,348,257.90	7,403,978.56	15,444,698.01	30,012,250.24
2.	4,696,431.41	312,564.59	918,175.62	6,283,553.97	3,741,887.32	15,952,612.91
1	4,696,431.41	312,564.59	855,277.45	6,283,553.97	3,269,648.11	15,417,475.53
2			62,898.17		472,239.21	535,137.38
3.			589,950.00	11,982,220.91	2,856,503.41	15,428,674.32

1			589,950.00	4,138,322.60	2,833,852.12	7,562,124.72
2					22,651.29	22,651.29
3				7,843,898.31		7,843,898.31
4.	4,982,735.69	1,841,576.08	5,676,483.52	1,705,311.62	16,330,081.92	30,536,188.83
1.						
2.						
1						

5

1	366,173,211.52	2016 2017 2
2	17,648,589.39	

20

1

				296,925,757.82		296,925,757.82
				296,925,757.82		296,925,757.82

2

	408,060,000.00	296,925,757.82	73,695,523.93	370,621,281.75			90.83%	100.00%				
	408,060,000.00	296,925,757.82	73,695,523.93	370,621,281.75			--	--				--

3

21

22

23

1

□ √

2

□ √

24

□ √

25

1

5 ——

□ √

1.	33,376,838.80	44,943,157.89		6,068,374.12	30,557.36	84,418,928.17
2.				22,073,884.13		22,073,884.13
1				741,208.36		741,208.36
2						

3				21,332,675.77		21,332,675.77
3.	12,811,900.00					12,811,900.00
1						
2	12,811,900.00					12,811,900.00
4.	20,564,938.80	44,943,157.89		28,142,258.25	30,557.36	93,680,912.30
1.	3,288,469.01	4,993,684.21		2,624,240.32	3,395.26	10,909,788.80
2.	539,437.74	9,987,368.42		5,115,940.23	6,790.53	15,649,536.92
1	539,437.74	9,987,368.42		2,629,017.93	6,790.53	13,162,614.62
2				2,486,922.30		2,486,922.30
3.	1,772,313.11					1,772,313.11
1						
2	1,772,313.11					1,772,313.11
4.	2,055,593.64	14,981,052.63		7,740,180.55	10,185.79	24,787,012.61
1.						
2.						
1						
3.						
1						
4.						

2

26

27

1

	139,753,563.89					139,753,563.89
ExaDigm,Inc	36,293,613.94					36,293,613.94
		433,158,998.49				433,158,998.49
	176,047,177.83	433,158,998.49				609,206,176.32

2

	0.00					0.00
ExaDigm,Inc	0.00					0.00
	0.00					0.00

	0.00					0.00

5 5

2016 12 31

= /(1-)

28

	4,139,042.59	3,133,545.61	1,657,668.26		5,614,919.94
	35,000.06		9,999.96		25,000.10
	2,135,790.00		320,658.00		1,815,132.00
	922,824.02	745,871.98	969,892.23		698,803.77
	137,628.64		35,422.50		102,206.14
	7,370,285.31	3,879,417.59	2,993,640.95		8,256,061.95

29 /

1

	34,731,871.40	7,364,836.19	41,124,038.65	6,168,539.83
	69,212,582.07	17,303,145.52	8,302,057.21	1,245,308.58
	37,761,681.33	9,440,420.33		
			13,155,833.33	1,973,375.00
			40,198,396.62	6,029,759.49
	141,706,134.80	34,108,402.04	102,780,325.81	15,416,982.90

2

	46,549,075.06	6,982,456.05	41,587,531.47	6,238,129.72

•Å€òE Ç0>

		15,207,188.00
	824,850.00	498,020.00
	824,850.00	15,705,208.00

31

1

	16,000,000.00	
	1,179,084.73	51,558,464.00
	17,179,084.73	51,558,464.00

2

32

33

□ √

34

	1,325,908.33	288,008.11
	105,363,953.99	113,296,534.05

	106,689,862.32	113,584,542.16

35

1

	118,751,202.94	235,462,915.06
	15,300,953.24	7,176,562.50
	134,052,156.18	242,639,477.56

2 1

36

1

	24,370,796.68	49,101,803.37
	152,715.90	
	1,800.00	
	24,525,312.58	49,101,803.37

2 1

3

37

1

	31,111,348.44	215,186,712.98	211,954,211.76	34,343,849.66
-	125,967.81	8,414,995.06	8,375,962.87	165,000.00
	31,237,316.25	223,601,708.04	220,330,174.63	34,508,849.66

2

1	30,921,794.85	199,869,448.40	196,855,339.07	33,935,904.18
2		5,235,202.48	5,235,202.48	
3	97,147.73	4,656,788.25	4,614,235.98	139,700.00
	89,698.93	4,177,251.73	4,140,450.66	126,500.00
	3,119.97	327,539.42	320,868.25	9,791.14
	4,328.83	151,997.10	152,917.07	3,408.86
4	71,076.00	3,826,516.50	3,822,702.50	74,890.00
5	21,329.86	1,598,757.35	1,426,731.73	193,355.48
	31,111,348.44	215,186,712.98	211,954,211.76	34,343,849.66

3

1	109,198.69	7,964,106.51	7,919,305.20	154,000.00
2	16,769.12	450,888.55	456,657.67	11,000.00
	125,967.81	8,414,995.06	8,375,962.87	165,000.00

38

	5,625,004.03	8,725,100.77
	9,423,739.14	5,221,533.07
	2,358,944.01	735,376.92
	361,638.58	601,203.34
	258,972.73	429,436.30
	1,139,048.77	308,108.70
	19,167,347.26	16,020,759.10

39

	16,177,777.81	
	16,177,777.81	

40

1

41

1

	400,000,000.00	25,200,000.00
	50,043,765.53	4,261,433.12
	2,175,949.83	2,252,888.81
	452,219,715.36	31,714,321.93

2 1

42

43

	20,000,000.00	
	20,000,000.00	

44

45

1

	70,000,000.00	1,038,783.85
	70,000,000.00	1,038,783.85

48

1

2

49

50

51

	13,155,833.33	21,249,946.91	13,941,042.94	20,464,737.30	
		1,633,096.10	317,546.25	1,315,549.85	

	13,155,833.33	22,883,043.01	14,258,589.19	21,780,287.15	--

						/
POS	5,662,500.00		1,160,192.11		4,502,307.89	
PCP4.0	3,000,000.00		300,000.00		2,700,000.00	
G	2,160,000.00		432,737.26		1,727,262.74	
PCP4.0	333,333.33		333,333.33			
S-POS	1,200,000.00		375,000.00		825,000.00	
		5,000,000.00			5,000,000.00	
		300,000.00			300,000.00	
		200,000.00			200,000.00	
‘ ’	800,000.00		800,000.00			
		7,270,000.00	2,059,833.33		5,210,166.67	

54

1

2

55

	559,812,949.25	62,342,901.07	0.00	622,155,850.32
	46,893,600.01	32,132,488.47	33,505,775.87	45,520,312.61
	606,706,549.26	94,475,389.54	33,505,775.87	667,676,162.93

56

57

	0.00	0.00	0.00	0.00		0.00	0.00
	-87,737.42	-32,012.97	0.00	0.00	-32,012.97	0.00	-119,750.39
	0.00	282,596.85	0.00		282,596.85	0.00	282,596.85
	0.00	0.00	0.00	0.00		0.00	0.00
	0.00	0.00	0.00	0.00		0.00	0.00
	0.00	0.00	0.00	0.00		0.00	0.00
	-87,737.42	-314,609.82	0.00	0.00	-314,609.82	0.00	-402,347.24
	-87,737.42	-32,012.97	0.00	0.00	-32,012.97		-119,750.39

58

59

	24,685,764.62	964,567.66	0.00	25,650,332.28
	0.00	0.00	0.00	0.00
	0.00	0.00	0.00	0.00
	0.00	0.00	0.00	0.00
	0.00	0.00	0.00	0.00
	24,685,764.62	964,567.66	0.00	25,650,332.28

60

	400,028,473.46	327,492,908.55
+ -	0.00	0.00
	400,028,473.46	327,492,908.55
	139,021,692.71	
	964,567.66	7,245,289.06

	0.00	0.00
	1,392,561.82	0.00
	178,831.45	0.00
	0.00	0.00
	1,324,908.24	0.00
	12,791,119.89	8,781,532.90

	266,694,943.29	211,711,652.53

65

	38,398,505.22	8,109,006.23
	3,588,854.56	3,586,317.95
	43,809.20	37,600.31
	542,998.25	357,628.69
	35,396,458.11	4,917,917.28

30,478,540.83 619.74% 2016

66

	1,365,521.50	4,524,123.88
	1,340,182.32	5,352,224.69
	0.00	0.00
	0.00	0.00
	34,198,564.91	0.00
	0.00	0.00
	0.00	0.00
	0.00	0.00
	0.00	0.00
	0.00	0.00
	0.00	0.00
	0.00	0.00
	0.00	0.00
	0.00	0.00
	36,904,268.73	9,876,348.57

67

	0.00	0.00
	0.00	0.00
	0.00	0.00
	0.00	0.00
	-121,378.09	121,378.09
	-121,378.09	121,378.09

68

	15,762,405.16	1,186,040.87
	29,934,844.20	0.00
	575,089.05	2,912,824.66
	0.00	0.00
	0.00	0.00
	0.00	0.00
	0.00	0.00
	0.00	0.00
	46,272,338.41	4,098,865.53

						5,000,000.00		
						300,000.00		
						200,000.00		
‘ ’						0.00		
						7,270,000.00		
						3,566,000.00		
						1,430,400.00		
						874,900.00		

						600,000.00		
						500,000.00		
						499,442.77		
						412,600.00		
						297,000.00		
						147,600.00		
						50,000.00		
						79,482.14		
						22,522.00		
	--	--	--	--	--	21,249,946.91		--

1 “ POS ” 675.00 2016 12 31 4,502,307.89

2 PCP4.0 400.00 300 100

2016 12 31 2,700,000.00

3 G 270.00 2016 12 31 1,727,262.74

4 S-POS 1,500,000.00 2016 12 31 825,000.00

5 500 2016 12 31

6 50 30 20 2016 12 31

7 “ ‘ ’ ” 100.00 2016 12 31

8 727 3 2016 12 31 5,210,166.67

70

	428,177.09	5,756.16	428,177.09
	428,177.09	5,756.16	428,177.09
	0.00	0.00	0.00
	0.00	0.00	0.00
	0.00	0.00	0.00
	0.00	0.00	0.00
	467,359.52	429,883.42	467,359.52
	31,534.85	295,688.64	31,534.85
	927,071.46	731,328.22	927,071.46

71

1

	11,205,001.54	6,341,782.08
	-20,452,345.76	-5,473,535.88
	-9,247,344.22	868,246.20

2

	135,060,630.92
/	20,259,094.64
	-28,762,773.57
	0.00
	-2,364,360.77
	9,744,118.38
	0.00
	2,372,071.41
	-10,495,494.30
	-9,247,344.22

72

73

1

	7,232,412.15	5,880,479.95
	1,854,492.39	2,104,942.96
	8,679,946.91	1,379,200.53
	0.00	7,590,936.51
	17,766,851.45	16,955,559.95

2

	4,710,556.65	16,330,821.65
	101,425,297.53	106,773,681.16
	0.00	287,961.48
	106,135,854.18	123,392,464.29

3

	5,300,000.00	7,750,000.00
	106,000,000.00	384,000,000.00
	575,089.05	2,912,824.66
	111,875,089.05	394,662,824.66

4

6

	31,478,342.65	27,117,241.78
	6,000,000.00	0.00
	37,478,342.65	27,117,241.78

74

1

1	--	--
	144,307,975.14	86,407,269.32
	36,904,268.73	9,876,348.57
	15,417,475.53	7,648,654.86
	13,162,614.62	6,437,892.94
	2,993,640.95	1,738,214.74
“ ”	428,177.09	-21,431.76
“ ”	0.00	0.00
“ ”	121,378.09	-121,378.09
“ ”	37,060,275.16	6,627,631.24
“ ”	-46,272,338.41	-4,098,865.53
“ ”	-18,543,872.76	-3,854,809.40
“ ”	-1,908,473.00	-1,618,726.48
“ ”	39,588,405.49	-35,623,453.94
“ ”	129,259,449.67	-18,581,791.91
“ ”	-128,339,546.78	175,668,492.81
	32,132,488.47	33,916,800.00
	256,311,917.99	264,400,847.37

2	--	--
	0.00	0.00
	0.00	0.00
	0.00	0.00
3	--	--
	538,633,929.22	388,823,193.17
	388,823,193.17	496,743,338.75
	0.00	0.00
	0.00	0.00
	149,810,736.05	-107,920,145.58

2

	100,000,000.00
	--
	100,000,000.00
	34,405,951.68
	--
	34,405,951.68
	25,200,000.00
	--
	25,200,000.00
	90,794,048.32

3

	53,345,031.84
	--
	9,345,166.42
	--

	--
	43,999,865.42

4

	538,633,929.22	388,823,193.17
	9,702.47	21,673.28
	538,624,226.75	388,801,519.89
	0.00	0.00
	0.00	0.00
	0.00	0.00
	0.00	0.00
	0.00	0.00
	0.00	0.00
	538,633,929.22	388,823,193.17
	538,633,929.22	388,823,193.17

75

“ ”

76

	37,566,032.80	
	0.00	
	0.00	
	366,173,211.52	
	18,509,345.16	
	422,248,589.48	--

77

1

	--	--	3,966,836.34
	571,846.35	6.9370	3,966,836.34
	0.00		0.00
	0.00		0.00
	--	--	2,917,174.50
	420,523.93	6.9370	2,917,174.50
	0.00		0.00
	0.00		0.00
			808,121.44
	116,494.37	6.9370	808,121.44
			1,179,084.73
	169,970.41	6.9370	1,179,084.73
			1,096,191.33
	158,020.95	6.9370	1,096,191.33

2

□ √

78

79

1

1

5

6

2

1



2

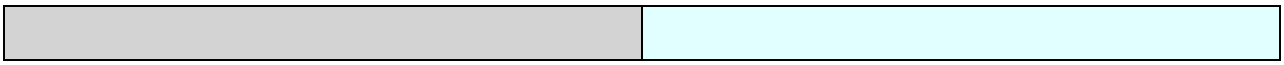

3



3

4

√ □

	53,345,031.84	100.00%		2016 07 26		32,960,278.53	0.00%	0.00	0.00	0.00	0	0.00

□ √

5

6

1

1

				100.00%		
				96.32%		
				100.00%		
			POS	100.00%		

				100.00%		
ExaDigm,Inc			POS	100.00%		
					100.00%	
				100.00%		

2

3

4

5

2

1

2

3

1

				30.00%		
				25.00%		

20% 20%

2

	/	/

3

	/		/

4

	/	/
	--	--
	--	--
	--	--
	560,130,401.00	
	--	--
--	12,598,261.98	
--	282,596.85	
--	12,880,858.83	

5

6

1

--	--	--	--	

2

3

4

	5%

5

1

/

/

	POS		29,957.26

2 / /

/

/	/	/	/	/	/	/

/

/

/	/	/	/	/	/	/

/

3

		1,050,621.00	1,050,621.00

4

5

6

7

8

6

1

				34,000.00	1,700.00
		7,500,000.00	375,000.00		

2

7

8

1

√ □

	72,114,102.11
	33,505,775.87
	0.00
	7.535 , 2016 5 9 2017 5 9 31.73 2017 1 5 2019 1 5

2

√ □

	Black-Scholes
	95,273,988.48
	32,132,488.47

3

□ √

4

1.

2.

5

1

2

1

2

3

1

	2017 3 22		

	2,500 2,500 50,000 100%		
	2017 4 17 2016 2016 12 31 235,481,280 10 0.6 1,412.88768 “ ”		

2

	14,128,876.80
	14,128,876.80

3

4

1

1

2

2

3

1

2

4

5

6

1

2

3

4

7

ʊ

	59,274,622.99	2,963,731.15	52.29%

□ √

2

3,347,361.79 22,431,355.82

POS

3

4

		43,044,829.12	1	37.97%
		12,224,275.82	1	10.78%
ExaDigm,Inc		11,046,960.84	1	9.74%
		8,855,785.83	1	7.81%
		7,652,720.00	1	6.75%
		82,824,571.61		73.05%

5

6

2

1

	47,046,294.42	100.00%	4,384,384.93	9.32%	42,661,909.49	6,331,981.33	100.00%	2,386,086.53	37.68%	3,945,894.80
	47,046,294.42	100.00%	4,384,384.93	9.32%	42,661,909.49	6,331,981.33	100.00%	2,386,086.53	37.68%	3,945,894.80

□ √

√ □

1			
1	37,481,379.45	1,874,068.97	79.67%
1 2	1,896,687.00	379,337.40	4.03%
2 3	271,325.24	135,662.62	0.58%
3	1,995,315.94	1,995,315.94	4.24%
	41,644,707.63	4,384,384.93	88.52%

□ √

□ √

2

1,998,298.40 0.00

3

4

	739,443.17	1,451,252.27
	12,127,583.19	4,568,093.05
	177,681.27	312,636.01
	28,600,000.00	
	5,401,586.79	
	47,046,294.42	6,331,981.33

5

		28,600,000.00	1	60.79%	1,430,000.00
		7,500,000.00	1	15.94%	375,000.00
		5,401,586.79	1	11.48%	
		1,464,000.00	1-2	3.11%	292,800.00
		1,159,920.00	3	2.47%	1,159,920.00
	--	44,125,506.79	--	93.79%	3,257,720.00

6

7

8

3

	1,839,815,306.06		1,839,815,306.06	871,571,865.25		871,571,865.25
	560,130,401.00	34,198,564.91	525,931,836.09	75,710,833.32		75,710,833.32
	2,399,945,707.06	34,198,564.91	2,365,747,142.15	947,282,698.57		947,282,698.57

1

	110,000,000.00	8,124,954.41		118,124,954.41		
	13,000,000.00		13,000,000.00	0.00		
	393,060,000.00	643,645.45		393,703,645.45		
	252,000,000.00	969,850.48		252,969,850.48		
	10,000,000.00	470,772,524.71		480,772,524.71		
	60,000,000.00	732,465.76		60,732,465.76		
ExaDigm,Inc	33,511,865.25			33,511,865.25		

		500,000,000.00		500,000,000.00		
	871,571,865.25	981,243,440.81	13,000,000.00	1,839,815,306.06		

2

	28,461,291.15		28,461,291.15							0.00	
	47,249,542.17			-5,166,255.07				34,198,564.91		42,083,287.10	34,198,564.91
		500,000,000.00		17,764,517.05	282,596.85					518,047,113.90	
	75,710,833.32	500,000,000.00	28,461,291.15	12,598,261.98	282,596.85			34,198,564.91		560,130,401.00	34,198,564.91
	75,710,833.32	500,000,000.00	28,461,291.15	12,598,261.98	282,596.85			34,198,564.91		560,130,401.00	34,198,564.91

3

4

	407,372,289.38	296,434,912.61	901,382,944.77	714,757,768.83
	1,541,827.29	1,048,016.38		
	408,914,116.67	297,482,928.99	901,382,944.77	714,757,768.83

5

		60,000,000.00
	15,762,405.16	1,184,232.02
	37,319,597.51	-2,500,400.00
	34,904.11	1,768,495.88
	53,116,906.78	60,452,327.90

6

1

√ □

	29,506,667.11	
	13,941,042.94	
	453,710.96	
	537,511.92	
	138,401.71	
	16,628.19	
	44,283,903.03	--

2

		/	/
	10.26%	0.60	0.60
	6.99%	0.41	0.41

3

1.

2.

3.